




DIGITAL BLACKOUT POETRY

What is it?

Blackout Poetry is when you take a page of text and create a poem from the words on the page by inking out the excess. Sometimes the author will also create an image that goes along with the new poem.

Examples:



Your Goal:

To take a page from a book you have read this year for AR and create your own poem.

Step 1: Take a picture of the page with your iPad

Step 2: Open up Keynote

Step 3: Delete out the textboxes and add in your image of the page

Step 4: Edit the image using the drawing feature AND the object/images features

If there is still time after you finish your first page, you should start a second slide (with a new page from the book) and repeat steps 1-4.

Step 5: Share your keynote by copying it into your Google Drive and putting it in Ms. Walsh's Classroom.